



Learning Opportunities for Grade 4 and 5

Week of June 1st

School Vision: *Motivating, Compassionate, Successful*

School Mission: *Making a difference....Committed to learning.....Supporting each other*

Do the best you can! Focus on life skills, physical activity, mental well-being, creative expression, social responsibility and social connections. Stay healthy and safe!

Try to work on the learning opportunities for 1 hour each day.


*From the Desks of Mrs. MacFarlane, Ms. Green,
Ms. McLean*

joanne.macfarlane@nbed.nb.ca

Hi 4M, 4/5M and 5G,
My flower gardening has been paused temporarily. I got sidetracked with the idea to try a vegetable garden this year. Andrew has built me a raised garden and placed it out behind my house in a lovely, sunny location. Below is a picture of the raised bed. I would have loved to grow these plants from seeds if I had thought of having a veggie garden sooner. Do you have a vegetable garden at your house? Do you grow your plants from seeds or purchase the baby plants? What is your favourite garden veggie to eat? I would love to see pictures of your gardens.



lucy.green@nbed.nb.ca



Wow, the weather sure has been great over the last little bit! We have tried to get outside to enjoy the sun and get some projects done too. Here is a picture of my new bird feeder. It is so exciting to watch all the different types of birds come and eat. Do you have a bird feeder at your house? If so what kind of birds do you get to watch? I also planted my flowerpots to put around the house. I love the bright colors in the one in the picture above. I would love to hear what you are doing, whether it's playing outside or working inside. Ask a parent if you could send me a picture or a note to show me what you have been up to. I look forward to hearing from you!

vicki.mclean@nbed.nb.ca

It's JUNE! Can you even believe it? It has been 3 months since we were together, and I have missed you all so much! Things are getting back to a little more normal and I hope that you can enjoy the sunny weather and hopefully see some of your friends now. Check out the pond that David has built for me, it even has goldfish!



As well I am almost done my flower beds, I am just waiting for the plants to grow more. Teachers and EAs are back at school this week and we are lonely without you! Send me a note or a picture pretending that you are at school with me! Keep working hard and be safe!

*****Dear Families: We would love some photos from your child's time at home. These will be used for a special surprise. Shhhh! Don't tell your kiddos! 😊 Please email your photos by Friday, June 5th. Thank you so much!**

Math

Part 1: Math Facts and Mental Math

Continue to practice your facts **each** day (at least 10-15 minutes). Focus on **multiplication and division**, but also review **addition and subtraction**.

Online Fact Practice:

<https://www.multiplication.com/games>

https://www.mathplayground.com/ASB_PenguinJumpMultiplication.html

Online programs (continue to use these programs, they are a fun way to practice and we love to see everyone's progress)

<https://www.splashlearn.com/>

<https://ca.ixl.com>



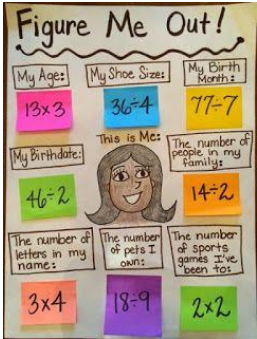


Coding is a great activity for students.

<https://code.org/> If your child is interesting in coding, this is a great website. You can sign up or they can create without signing up. It is a user-friendly website. Have fun!

Have you been using your **mental math**? Use some of your strategies to try and solve the following problems (remember you have your mental math strategies in your math binder).

- After a charity yard sale, Caitlyn wanted to find out how much money she raised to donate to the food bank. She sorted all her bills and coins and had the following: 30 - \$5 bills, 15 - \$10 bills, 8 - \$20 bills, 15 toonies, and 30 loonies. How much money did she raise for the foodbank?

Part 2: Math Choice Board: Choose 3-4 **different** activities to complete this week.

| <p>Mental Math</p> <p>The answer is 240. What might the question have been?</p> <div style="border: 1px solid black; padding: 5px; width: fit-content; margin: 10px auto;">240</div> <p>List different questions that have an answer of 240. Can you think of questions for each operation? +, -, x, ÷</p> | <p>3-D Prism Hunt</p> <p>Take a walk outside or around your house. Can you find any 3-D prisms?</p>  <p>Make a list and describe real life items that are prisms. You can make 3-D objects with toothpicks and mini marshmallows or clay. Sort your objects by prisms and not prisms. More STEAM Marshmallow Challenges</p> | <p>Fun with Money</p> <p>How many ways can you make \$3.25? Record each way. One example: \$2 + \$1 + 25¢ If you only use quarters how many would you need? If you only use nickels how many would you need?</p>  | | | | | | | | | | | | |
|--|---|---|----------------|--|-------|-------|--|------------|--|---------|--|----|--|---------|
| <p>Math about me!</p>  <p>Create your own Figure me out using multiplication and division and have someone figure you out. Ask someone at home to design one for you to figure out. Share a picture with your teacher if you can.</p> | <p>Which One Doesn't Belong?</p> <p>Find a reason why each one does not belong.</p>  | <p>Pictographs</p> <p>Read the graph below. Tell 3 facts from this data.</p> <p>☺ = 5 people</p> <table border="1" data-bbox="1089 968 1438 1167"> <thead> <tr> <th colspan="2">Favorite Fruit</th> </tr> <tr> <th>fruit</th> <th>votes</th> </tr> </thead> <tbody> <tr> <td></td> <td>☺☺☺☺☺☺☺☺☺☺</td> </tr> <tr> <td></td> <td>☺☺☺☺☺☺☺</td> </tr> <tr> <td></td> <td>☺☺</td> </tr> <tr> <td></td> <td>☺☺☺☺☺☺☺</td> </tr> </tbody> </table> <p>Interview family and friends to find out their favourite healthy fruit snack. Create your own pictograph to show the results.</p> | Favorite Fruit | | fruit | votes | | ☺☺☺☺☺☺☺☺☺☺ | | ☺☺☺☺☺☺☺ | | ☺☺ | | ☺☺☺☺☺☺☺ |
| Favorite Fruit | | | | | | | | | | | | | | |
| fruit | votes | | | | | | | | | | | | | |
| | ☺☺☺☺☺☺☺☺☺☺ | | | | | | | | | | | | | |
| | ☺☺☺☺☺☺☺ | | | | | | | | | | | | | |
| | ☺☺ | | | | | | | | | | | | | |
| | ☺☺☺☺☺☺☺ | | | | | | | | | | | | | |
| <p>DIY Balance Scale</p> <p>Using materials from home, design your own scale like the ones found in the pictures below. Use your scales to</p>  | <p>Area of Garden</p> <p>The area of a rectangle garden is $24 m^2$. What could be the possible dimensions of the garden? List different possibilities.</p> <div style="border: 1px solid black; padding: 10px; width: fit-content; margin: 20px auto; background-color: #4a90e2; color: white;"> $24 m^2$ </div> | <p>Design a Game</p> <p>Design a math game to practice multiplication and division. Think about other math games you have played in school or at home. Search online for ideas. What original math game could you create? Play your game with someone at home. Share a picture and</p> | | | | | | | | | | | | |

explore small objects that are heavier, lighter or about the same mass.

YouTube homemade balance scales for ideas.



description of your game with your teacher.



Mini Project: Math Scavenger Hunt

This week keep watch around your home, neighborhood, stores, newspapers, magazines, and online for the following math items. Have fun and find as many examples as you can. Send me pictures of some of the interesting things you find!

- Perpendicular lines
- Something that is twice as long as your foot
- A bar or circle graph
- A number greater than 1 million
- Something that weighs about 1 kg
- A pattern
- Something that is about a meter long
- Some polygons
- A price containing dollars and cents
- Examples of 4, 5, or 6-digit numbers
- Dates written in different ways
- A fraction
- Temperature in Celsius
- A number written in words
- A coupon
- Something measured in grams
- Your favorite time of the day
- A flag with line symmetry
- 2 exact items with different prices



Literacy

- Link to read on Epic is <https://www.getepic.com/students>

4/5M & 5G - Class Code: izu1951

4M - Class Code: wny9102

- Link to Tumble Books

<https://www.princeedwardisland.ca/en/service/access-tumblebooks-e-book-collections>

Websites: These are a fun way for students to work on many different skills.

<https://www.ezschoo.com/Grade4/>

<https://www.turtlediary.com/>

<https://www.abcya.com/>

Anyone interested in CURSIVE WRITING worksheets? Here you go!

<https://m.k5learning.com/cursive-writing-worksheets>

Students can continue to write in their memoir of this historical event journal or their gratitude journals. (Both of these were started in past weeks. Details can be found on the past learning opportunities or contact your teacher for further details).



<https://www.youtube.com/watch?v=pFPjf9cz830>

Listen to the story (link above) or read the book The True Story of the 3 Little Pigs. After, find items around your house like popsicle stick, pipe cleaners, newspapers, tape and other materials you think would build a good house that the wolf can't blow away. When you are done ask a parent or older sibling to become the wolf using the hairdryer and see if your house will still be standing. Take it one step further and write about why you chose the materials that you did and why you think they were or were not successful in helping your house stay standing.

**Remember to email your teacher some pictures to show off your house.

Literacy Choice Board: Choose 3-4 **different** activities to complete this week.

| | | |
|--|--|---|
| <p>Draw pictures of what you see on a walk through your neighborhood. Label each of the pictures.</p>  | <p>Find a family heirloom or a meaningful family object (picture, dish, piece of art, photo). Draw a picture of the object or describe it. Write about why it is special to you and your family.</p> | <p>Create your own collection of sayings (figurative language) from a grandparent/parent or books you have read. Examples: It's raining cats and dogs, I have a frog in my throat, you're the apple of my eye, etc. Then try to use them in a conversation or in a piece of writing. https://examples.yourdictionary.com/examples-of-figurative-language.html</p> |
| <p>Do you prefer playing indoors or outdoors? Make a pros and cons list.</p>  | <p>Write your own version of an I Spy story. Where would you go? What would you see? For extra challenge, add pictures and make it into a book. https://archive.org/details/mrzispy</p>  | <p>Plan your weekly lunch menu. Make a grocery list that includes all the items you would need for the week. Don't forget to keep Canada's Food Guide in mind.</p>  |
| <p>Go through a photo album or photos on a phone and tell someone the story of that photo (beginning, middle, end, where it took place, who was there). Choose a different photo and tell or write a story that matches the photo.</p> | <p>Create "A Choose Your Own Adventure" or mystery story.</p>  | <p>Design awards for some of your family members. Think of their strengths or areas they have worked hard to improve. Present the awards at special family ceremony.</p>  |

Science: Part 1

Ongoing Scientific Observation Activity (Week 8)

Ongoing Weekly Procedure: Return to your outdoor observation spot with your pencil and paper. Measure the growth of your chosen plants once again this week. **Compare the plant growth in centimeters from last week to this week and then compare this week's growth with the previous two weeks before. What do you notice?** Next, spend your weekly 10-20 minutes quietly observing, drawing, and recording all the living and non-living things within your designated spot. **Are you noticing an increase in the amount and type of living thing in your observation spot? Why do you think that is?** Check your descriptions and drawings. Have you included the date, time, and weather conditions for this observation? Do not forget to edit your work for spelling and neatness and label and color any diagrams or drawings.



May 25, 2020
Mrs. M's poppy plant. It loves the sun!

Part 2 Bottle Flipping Challenge

The Challenge:

Be able to flip the bottle and have it land upright 3 times in a row.



Image from nytimes.com

Materials: Bottle (This can be a shampoo bottle, pop bottle, mustard bottle, etc.)

Testable Question:

If I _____, then will the bottle land upright 3 times in a row?

Hypothesis/Prediction:

If I _____, then the bottle will land upright 3 times in a row because _____.

Data: Did the bottle land upright yes or no?

| Trial 1 | Trial 2 | Trial 3 | Trial 4 | Trial 5 | Trial 6 | Trial 7 | Trial 8 | Trial 9 | Trial 10 |
|-----------|-----------|-----------|-----------|-----------|-----------|-----------|-----------|-----------|-----------|
| Yes No | Yes No | Yes No | Yes No | Yes No | Yes No | Yes No | Yes No | Yes No | Yes No |

Conclusion:

Were your results expected or unexpected?









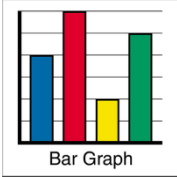
Next Steps:

I still wonder...

What could you do differently to make it land upright more often? Remember...just change one thing!

Part 3 Science Choice Board

Choose 3 activities to complete with your family this week. After you have finished your three choices take a few minutes to reflect. Which activity did you enjoy the most? Why? Did this activity leave you with any new questions that you can explore further?

| | | |
|--|--|---|
|  <p>Put some seeds in a wet paper towel, place this in a Ziploc bag and hang in a window. Watch the seeds sprout.</p> |  <p>Complete the scavenger hunt that is included below. Try making your own Scavenger Hunt.</p> |  <p>Listen to the birds. Learn to identify specific bird sounds. You Tube has lots of great bird sound videos.</p> |
|  <p>Watch the movie "The Lorax". How does this fictional movie relate to real life?</p> |  <p>Science you can Eat! Use Oreos to represent the phases of the Moon with this activity. https://sciencebob.com/oreo-cookie-moon-phases/</p> |  <p>Build a ramp for a toy car. What variable can you change to make the car go further?</p> |
|  <p>Can you cook using the sun's heat energy? https://blog.campingworld.com/at-the-campsite/diy-solar-oven-for-making-smores/</p> |  <p>Interview a senior citizen about how technology has changed their world.</p> |  <p>Make a tally of car colours that go by in a half hour period. Create a bar graph to record the data. Don't forget your title and labels.</p> |

OUTDOOR SCAVENGER HUNT



- Something that rattles
- Something with batteries
- Something with a tail
- Something from the mailbox
- Something stacked
- Something made of wood
- Something made of glass



- Something old
- Something from Christmas
- Something shiny



- Something round
- Something tasty
- Something cold
- Something orange
- Something with wings
- Something sticky



- Something wet
- Something with paws
- Something smaller than your thumb



- Something that makes you happy
- Something that makes noise
- A pair of something
- A set of three
- A rainbow
- A smile
- Ahhhh....smell that fresh air!

Grade 3-5 Technology – Week of June 1-5, 2020

Hello future Builders, Scientists and Engineers!
This week we will be building a boat. Pick from any of the common types of boats (sailboat, rowboat, motorboat, raft or canoe), use your favourite building materials to build and then test to see if it floats. To view this image in greater detail and to read more about the types, visit:

<https://www.britannica.com/technology/boat>

Here are some suggested building materials, but as always feel free to add in your own ideas and use what is available to you.

Materials:

- Container filled with water
- For the hull (body of the boat) - Playdoh, foil and/or carefully cut a can in half
- Cardboard, paper, coffee filter, toothpick, craft stick
- Tape & scissors
- Marbles, pennies or plastic figurines (weighted materials, in case your boat is off-balance in the water, you can fix it by adding weights in certain points of the boat.)
- Add decorations, design a sail, name your boat, make an anchor, add a paddle, etc.
- Test the capacity of your boat in the water with figurines, pennies or marbles.
- Assuming you're outside, you can let the wind move your boat naturally or you can blow softly to alter its direction.

Additional links:

National Geographic Kids – Fun Facts about Boats (brief history and different types of boats): <https://m.youtube.com/watch?v=Ae-jn4Rc4BQ>

Parks Canada - From Stem to Stern: Building a York Boat in Under 3 Minutes:

<https://www.youtube.com/watch?v=TAjCOnXku1c>

Canada C3 is a signature initiative for Canada's 150th Anniversary of Confederation. The centerpiece was an epic 150-day sailing journey from Toronto to Victoria via the Northwest Passage. This video features many different ships that travel to Nunavut: <https://www.youtube.com/watch?v=ScJ0HrTXmwo>



I recycled my daughter's artwork and taped it to cover ½ of an aluminum can. We then added a mast, a sail & some sailors.

If parents would like to email a picture or screenshot of your boat, I will add it to the collage I will put on the MCS Facebook page Friday. Questions or comments, don't hesitate to contact me via Erin.LeCain@nbed.nb.ca.



Physical Education At Home Learning June 1st

MCS families,

Can you believe it is June!? What a different time it has been. But it is warm and beautiful outside and even better that we can socialize responsibly again. I absolutely loved the warm weather last week and again took advantage to get outside as much as I could. I had the opportunity to mow my lawn last week with my new mower. It was the first time I had mowed grass since the autumn of 2018 as the grass didn't grow in Australia with the drought. I am excited to go golfing soon, thus part of the reason for this week's activity. Enjoy it and be creative with your mini courses.

Be active and safe!

Mr. Nathan King

Nathan.King@nbed.nb.ca

Golf Toss


Equipment: A ball or object to throw, piece of paper and pencil

Set Up: Mark off 9 spots around the yard to be holes. Mark off nine throwing spots of different distances (tee box).

Activity: For one or more people. Stand at your first tee box and throw to the target (hole) you marked off. To putt the ball, use an under-hand toss within 5 feet of target. Record how many throws it takes to hit the target. Keep your score on your paper and the person with the least amount of throws wins.

Challenge: Can you lower your score each

Walking around New Brunswick Challenge



Walk! Walk! Walk!

The weather is getting beautiful and it is a great time of the year to walk and get some exercise. Mrs. Johnston and I are challenging you to keep track of your steps and kms, then log them on the MCS Facebook page as we attempt to collectively walk around NB. Or you can email me your totals. We are challenging all family members to get involved in this activity. Let's see how fast we can do this! We'll keep you updated!

Wellbeing Challenges

Physical: Complete 30 minutes of household physical activity (vacuuming, sweeping, gardening, etc.)

Emotional: Practice self-care – go to bed early, paint, relax outside on a blanket).

Social: Do something kind for a neighbor.

Cognitive: Complete a jigsaw puzzle or a word puzzle.

Psychological: Create a list of things you are good at.

Positive Thought

One can
never have
too many
hugs or
laugh
too
often. 

Brain Teaser/Puzzle

Can you find the
the **mistake**?

1 2 3 4 5 6 7 8 9



<https://youtu.be/D1IH55N72U0>

*Relaxing Music - Sunny
Mornings Enjoy!*

 **Good** 
Manners 
Matter! 


*Be kind, share,
and help others.*

Wellness Tip

*Practice gratitude
each day.*

To Make You **Smile!**

Why do fish like
to eat worms?



Because they get
hooked on them!

Where do pencils

come from?

Pennsylvania!